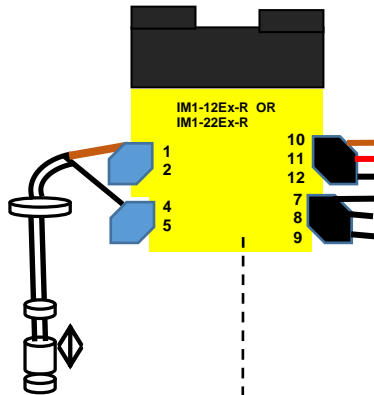


Barrier supplied.

Part No T4020-B42B (dual channel)  
 IM1-22Ex-R is a dual channel unit.

Ex ia Ga IIC



**ZONE 0/1**

ATEX Tank sensors are  
 OLE part numbers:  
**B8-ATEX** = Bund Float  
**B2-ATEX** = Water Sensor

Reed Switch Technology  
 Simple Apparatus


**VIEW FROM BACK  
 OF CIRCUIT BOARD**

Bund Switch  
 Connection

Either

Voltage

mA



**ZONE 2 / SAFE AREA.**

OLE Enclosures are IP65 Sealed

Mains power supply shall be installed in such a way that the Zone 0/1  
 cable entries do not come closer than 50 mm to AC Power Cables.  
 Separate Power supply options are available.

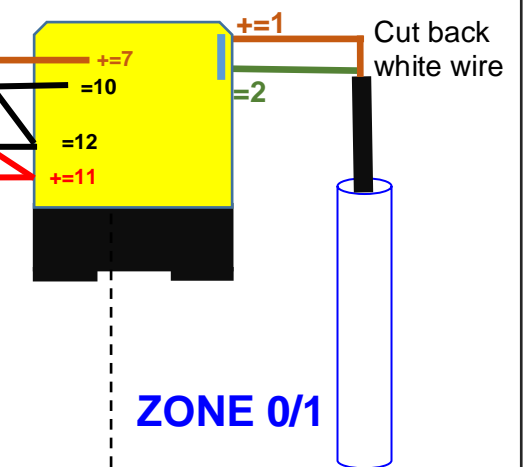


Live N E  
 100/240 vac 50/60 Hz

Barrier supplied.

Part No T4020-A41A  
 Manuf IM33-11Ex-Hi/24VDC is a single channel unit

Ex ia Ga IIC



**ZONE 0/1**

ATEX Tank sensors are  
 OLE part numbers:  
**A12** = 0-3000 mm wc  
**A14** = 0-5000 mm wc  
**A16** = 0-10000 mm wc  
**A18** = 0-20000 mm wc  
**A20** = 0-30000 mm wc

Eexiallct4